

11B

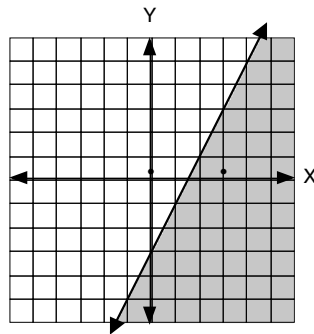
1) $Y = 2X - 3$ see graph

2) solid

3) $(0, 0)$ $-2(0) + (0) \leq -3$, $0 \leq -3$ false
 $(3, 0)$ $-2(3) + (0) \leq -3$, $-6 \leq -3$ true

(You may choose any points you wish as long as they are on opposite sides of the line)

4) see graph

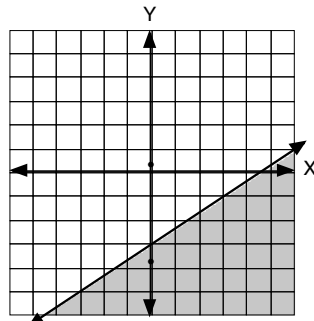


5) $Y = 2/3 X - 3$ see graph

6) solid

7) $(0, 0)$ $3(0) \leq 2(0) - 9$, $0 \leq -9$ false
 $(0, -4)$ $3(-4) \leq 2(0) - 9$, $-12 \leq -9$ true

8) see graph

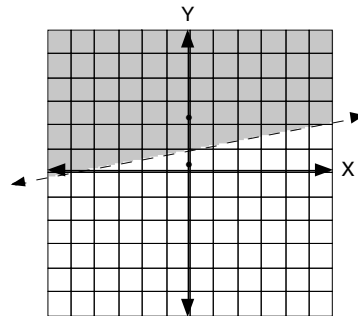


9) $Y = 1/5 X + 1$ see graph

10) dotted

11) $(0, 0)$ $-(0) + 5(0) > 5$, $5 > 5$ false
 $(0, 2)$ $-(0) + 5(2) > 5$, $10 > 5$ true

12) see graph



13) $Y < 3X - 5$

14) $-Y > -3X + 5$
 $Y < 3X - 5$

15) multiplying or dividing by a negative number

11C

1) on the graph

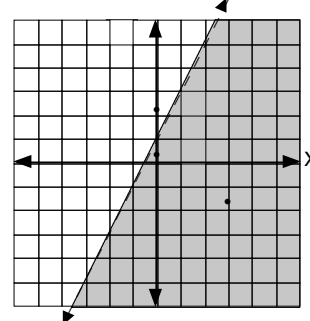
2) dotted

For next step, change $-Y > -2X - 1$ to $Y < 2X + 1$

3) $(0, 0)$ $(0) < 2(0) + 1$, $0 < 1$ true
 $(0, 2)$ $(2) < 2(0) + 1$, $2 < 1$ false

4) on the graph

5) yes (determine by plotting on graph or substituting values in inequality)



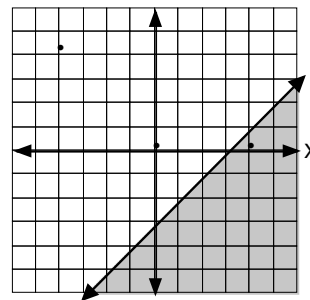
6) on the graph

7) solid

8) $(0, 0)$ $(0) \leq (0) - 3$, $0 \leq -3$ false
 $(4, 0)$ $(0) \leq (4) - 3$, $0 \leq 1$ true

9) on the graph

10) multiplying or dividing by a negative number



11) $WF \times 16 = 1$, $WF = 1/16$

12) $WF \times 2000 = 1$, $WF = 1/2000$

13) $-2Y = -3X + 5$, $Y = 3/2 X - 5/2$

14) slope = $3/2$

15) slope = $-2/3$

16) Y intercept is -2, $Y = 2X - 2$ or $2X - Y = 2$

17) $.16 \times 242 = 38.72$

18) quadrant 3

19) $\frac{1}{1.6} = \frac{10}{?}$ $(?)(1) = (1.6)(10)$, $? = 16$ km

20) $\frac{1}{1.6} = \frac{?}{10}$ $(1)(10) = (1.6)(?)$, $? = 6.25$ mi.

11D

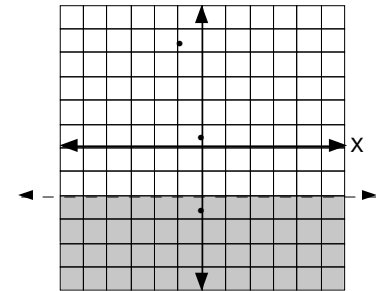
1) on the graph ($Y = -2$)

2) dotted

3) $(0, 0)$ $(0) + 2 < 0$, $2 < 0$ false
 $(0, -3)$ $(-3) + 2 < 0$, $-1 < 0$ true

4) on the graph

5) $4Y < -8$, $Y < -2$



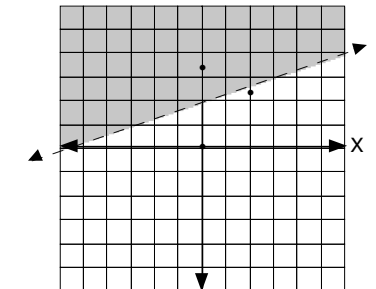
6) on the graph ($Y = 1/3 X + 2$)

7) dotted

8) $(0, 0)$ $(0) - 3 > 1/3(0) - 1$, $-3 > -1$ false
 $(0, 3)$ $(3) - 3 > 1/3(0) - 1$, $0 > -1$ true

9) on the graph

10) $Y < 2X - 1$



11) $WF \times 60 = 1$, $WF = 1/60$

12) $WF \times 7 = 1$, $WF = 1/7 \square .14 = 14\%$

13) $\frac{1}{.45} = \frac{10}{X}$ $(1)(X) = (.45)(10)$, $X = 4.5$ kg

14) $\frac{1}{.45} = \frac{X}{2}$ $(1)(2) = (.45)(X)$, $X = 4 \frac{4}{9}$ lbs.

15) $Y = 2/3 X + 1/2$, $m = 2/3$

16) slope = $-3/2$

17) $(1) = -1/2(1) + b$, $b = 3/2$
 $Y = -1/2 X + 3/2$ or $X + 2Y = 3$

18) $9 \div 25 = .36 = 36\%$

19) $6N - 5N + 8$

20) $6(10) - 5(10) + 8 = 60 - 50 + 8 = 18$

11E

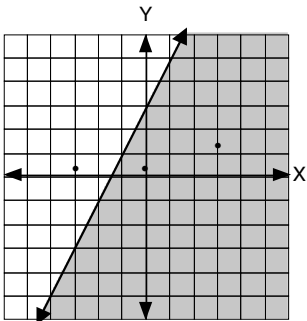
1) on the graph

2) solid

3) (0, 0) $(0) \leq 2(0) + 3$, $0 \leq 3$ true
 (-3, 0) $(0) \leq 2(-3) + 3$, $0 \leq -3$ false

4) on the graph

5) yes



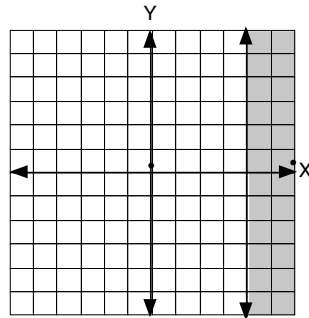
6) on the graph

7) solid

8) (0, 0) $(0) \geq 4$ false
 (6, 0) $(6) \geq 4$ true

9) on the graph

10) multiplying or dividing by a negative number



11) $WF \times 8 = 1$, $WF = 1/8$

12) $WF \times 4 = 1$, $WF = 1/4 = .25 = 25\%$

13) $\frac{1}{.95} = \frac{4 \text{ qt.}}{X}$
 (1)(X) = (.95)(4), $X = 3.8$ liters

14) $\frac{1}{.95} = \frac{X}{1}$
 (1)(1) = (.95)(X), $X = 1 \frac{1}{19}$ liter or 1.05 liter (rounded)

15) $Y = 2X + 32$, $m = 2$

16) $m = -1/2$

17) $(-4) = 3(-3) + b$, $b = 5$
 $Y = 3X + 5$ or $3X - Y = -5$

18) $12 \div 17 = .705... = .71$ (rounded) = 71%

19) $.17 \times 425 = 72.25$

20) quadrant 4

12A

1) on the graph

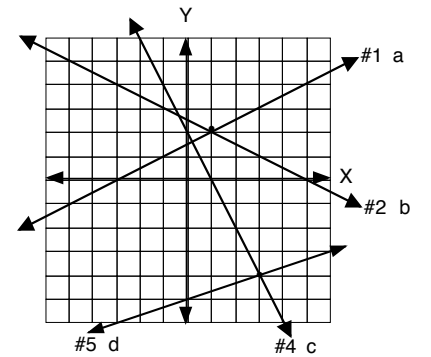
2) on the graph

3) (1, 2)

4) on the graph

5) on the graph

6) (3, -4)



7) on the graph

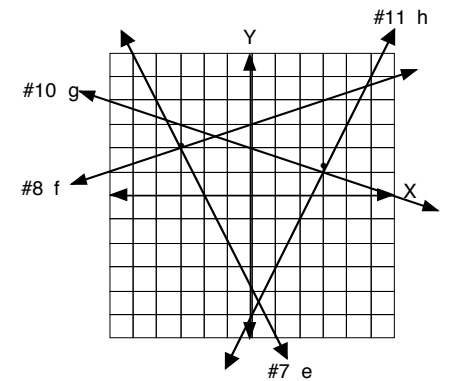
8) on the graph

9) (-3, 2)

10) on the graph

11) on the graph

12) (3, 1)



13) on the graph

14) on the graph

15) (1, 1)

16) on the graph

17) on the graph

18) (-1, -3)

